

Olds Jr. Sr. High School 2008-2009

In this Report!

- A. School Profile
- B. Goals and Outcomes
- C. Notable Achievements & Results
- D. Satisfaction Survey Results
- E. High School Completion Rates
- F. Diploma Exam Results
- G. Achievement Exam Results
- H. Jurisdiction Results
- I. Rutherford Scholarships
- J. Judkin's Scholarship
- K. Principal's Message

Contact Us!

Olds Jr. Sr. High School
5122 48th street
"Tomorrow's Best Today"
Chinook's Edge School Division No. 73.
www.chinooksedge.ab.ca

A. School Profile

Our school is located in the thriving community of Olds, a central Alberta town of seven thousand. Olds serves the needs of a largely agricultural region and sustains a healthy business community. Industrial activity, petroleum services and the presence of the Olds College serves to contribute diversity to the community. This is a vibrant center with a relatively long history and a very promising future. Olds Jr. Sr. High School is a school with a strong academic tradition that has a dual delivery system of education. Extra-curricular activities have been a key aspect of the culture of OJSHS. In addition, Olds High School has been a primary contributor to the Community Learning Campus that is scheduled to open in the second semester of 2009-2010.

This school enjoys the support of a broad range of interested businesses and individuals. Over 100 of the local businesses are involved as work experience sites. An equally large number of commercial operations, service groups, and dedicated individuals sponsor the curricular and extracurricular pursuits of our students. Effective communications between school and community are encouraged through a variety of avenues including special event evenings, school newsletters, and the supportive role of the local newspaper.

School Mission: “ To foster learning in a safe, challenging, and diverse environment.”

School Vision: Olds Junior Senior High School offers a vital educational program.
We are committed to:

Reinforcing the values of honesty, integrity, and respect for self, others, and property.

Providing a progressive environment with a choice of educational programs that motivate students and staff to meet their individual potentials as life-long learners.

Recognizing the importance of personal responsibility and mutual accountability by students, staff, and parents in the educational process.

Offering dynamic curricular and extra-curricular opportunities in a disciplined setting.

Nurturing a co-operative relationship between the school and the community.

Using technology effectively to support learning and communicating.

B. Goals and Outcomes

- Goals:**
1. High quality learning opportunities for all
 2. Excellence in student learning outcomes
 3. Highly responsive and responsible school

- Outcomes:**
1. Above provincial average of students meet provincial graduation requirements. In the 2009 Graduation class 84.1% graduated within 3 years of entering Grade 10 which is almost 13% above provincial levels.
 2. Two approaches to learning (class based and seminar based) exist to meet the learning styles of students at Olds High School. Approximately 25% of the high school population is involved in the project based/seminar based program called the Academic Team.
 3. A total of 12 students were involved in the RAP program.
 4. The students scored at or above the provincial average on 9 of the 9 provincial diploma exams in achieving the acceptable standard.
 5. Diploma Exams also reflected that the mean score was higher on 8 of the 9 exams written by OHS students.
 6. The students scored above provincial average on all four achievement exams in grade nine in achieving the acceptable standard.
 7. The school received recognition as a UNESCO school for its safe and caring school initiatives. One of six to receive the award in the province.
 8. Thirty Six extra - curricular groups offer a rich range of activities for students to expand their interest out of the classroom. New programs included a stomp team and Interact club.
 9. The school was recognized by the Alberta Diversity association for instilling an appreciation for diversity of cultures and anti-racism.

10. Students achieving Rutherford Scholarships in the Grade 12 class was 70% - 13% above the provincial average.
11. The development of a career pathway model has helped to direct Student's to occupations of education plans for their future.
12. A distributed learning program has begun at OHS with Spanish, French, and Mathematics and Physics being offered from OHS to Other schools within Chinook's Edge School Division #73.
13. OHS was host to the very successful 25th national student leadership Conference (CSLC'09). Over 800 delegates attended the one week event.
14. A study recognizing 5 school from across Canada one of which was Olds High School was published recognizing successful programs that have been developed helping interested students transition into the trades.
15. Thirty students and staff from OHS travelled to Costa Rica as a service Project roviding assistance to a village and to endangered species.
16. OHS students attended the UN youth summit and the Aspnet Conference in Manitoba. In addition Students attended leadership Conferences in Ontario, Texas, and Prince Edward Island.
17. An extensive program of exchange students involved over twenty Students in various enrolment status attending OHS at some time.
18. A First Nations music teacher spent one week in residence at OHS.
19. A diversity day was held which brought in over 30 guests to speak to OHS students.
20. Two staff members received the Excellence in Teaching award and one Beginning teacher received the Zone Edwin Parr award.

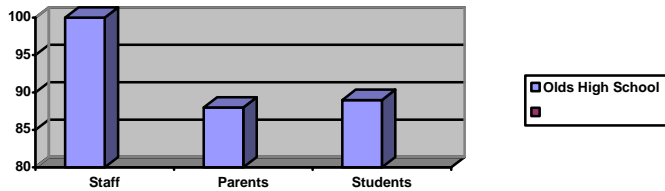
Other Accomplishments at OHS in 2008-2009

- A partnership with Olds College and Chinooks Edge School Division has been established to form an innovative approach to education – the Community Learning Campus. This is scheduled to be completed by Christmas of 2009.
- Thirty three students received the Judkin’s scholarship of \$500 to help in their first two years of post secondary studies.
- OHS continues to be a UNESCO school, one of Five in the Province of Alberta.
- Three students attended the Terry Fox Center in Ottawa in 2007-2008.
- Seven OHS students were enrolled in Olds College programs while still in high school.
- The Sr Girls wrestling team was awarded a provincial medal for the 4th year in a row.
- Four students won individual medals at the provincial track and field competition in Edmonton.
- A comprehensive orientation program for grade eight students that culminates with a two-day outdoor education hiking excursion to Canmore in mid September.
- A Personal Interest Project was held for grade nine students at the E-learning building.
- A junior high complementary course program that consists of band, drama, French (nine-year), art, home economics, industrial education, computers, stained glass, enhanced math, media arts, fitness for life and outdoor education.
- Parents are organized into a sports council, a band parents association, a graduation executive and a school council. These groups are actively involved in addressing policies and practices as well as pursuing enrichment activities and promoting school programs.
- An extensive leadership program involving course work, attendance at conferences, and activity planning exists for both students and staff
- Training occurs for grade nine students on their high school course selections. Particular attention is given regarding requirements and expectations for mathematics. This is modeled on a career pathway model that is part of the Community Learning Campus.
- An extensive scholarship program has been formed at the school with over \$60,000 coming from the school and local community to help students in their studies.
- 84% of the grade 12 class that started grade 10 together completed their high school diploma in 3 years.
- 70% of students in the graduating class qualified for a Rutherford scholarship.
- The E-Learning building of the Community Learning Campus will provide distributed learning to alternatives to Olds and the schools of Chinook’s Edge School Division #73
- The participation rate for students writing diploma exams was 6% higher than the provincial rate
- A challenge day was held to support the OHS safe and caring school initiatives.
- Donations to the Terry Fox run,(\$2000), the food bank, Christmas Angels, Centennial Park, Kiwanis Music festival were done through student fundraising.
- Provincial recognition for our environment sustainability initiatives was received as well as A grant of \$5000 to help with our initiatives.
- Several students participated in a connections week to help better their understanding of native issues.
- A systematic approach to Project development and presentation skills for students is part of the AISI initiative at OJSHS.
- Smartskills 101 was administered to the Grade 9 class to help in career planning

D. Satisfaction Survey Results

Each year, Chinook's Edge School Division No. 73 surveys students, parents, and staff in our school community. We are extremely pleased with the results of these surveys.

Overall Stakeholder satisfaction with the quality of education offered:



School Satisfaction Survey Results: Life After High School

Statement	Student Satisfaction
	2008-2009
Students know how to access information regarding post-secondary education.	79%
There are sufficient resources available at school to help students make career decisions.	76%
Students are learning the skills they will need when they leave school.	76%

School Satisfaction Survey Results: Safe and Caring School

Statement	Student Satisfaction	Parent Satisfaction
	2008-09 Result	2008-09 Result
Students/Parents feel welcome at the school	93%	91%
Students feel safe at school.	87%	86%
Students are encouraged to do their best at school.	87%	na
The school promotes physical activity, health, and wellness.	94%	89%
Students are recognized when they do well.	73%	88%
The school offers many activities outside of the classroom.	83%	82%
Students care about each other in the school.	77%	82%

School Satisfaction Survey Results: Communication

Statement	Parent Satisfaction
	2008-09
The school communicates effectively with parents.	87%
The school involves parents in school activities.	83%
The school has a process for improving the quality of education.	84%
The School Council plays a meaningful role in the school.	84%

E. High School Completion Rates





F. Diploma Exam Results

Olds Jr/Sr High School Diploma Exam 5 Year Results

Subject	2004-2005			2005-2006			2006-2007			2007-2008			2008-2009			5 yr Accept. Trend
	Acc	Exc	Part	Acc	Exc	Part	Acc	Exc	Part	Acc	Exc	Part	Acc	Exc	Part	
Biology 30	Acc	Exc	Part	Acc	Exc	Part	Acc	Exc	Part	Acc	Exc	Part	Acc	Exc	Part	
School	78.7	26.7	61.4	88.9	15.3	64.7	86.7	25.3	54.9	98.3	20.7	47.1	98.4	37.5	50.5	
Province	81.9	26.6	43.3	81.4	26.4	43.6	83.5	27.4	43.9	82.3	26.3	43.3	83.0	26.6	44.3	
Difference	-3.2	0.1	18.1	7.5	-11.1	21.1	3.2	-2.1	11.0	16.0	-5.6	3.8	15.4	10.9	6.2	
Chemistry 30	Acc	Exc	Part	Acc	Exc	Part	Acc	Exc	Part	Acc	Exc	Part	Acc	Exc	Part	
School	89.1	34.8	37.6	94.1	38.2	32.9	97.8	30.4	37.2	100.0	40.7	44.1	97.6	35.7	35.2	
Province	88.2	33.4	38.5	88.4	37.1	39.1	89.4	37.9	38.3	89.2	39.2	38.4	76.3	27.7	33.3	
Difference	0.9	1.4	-0.9	5.7	1.1	-6.2	8.4	-7.5	-1.1	10.8	1.5	5.7	21.3	8.0	1.9	
English 30-1	Acc	Exc	Part	Acc	Exc	Part	Acc	Exc	Part	Acc	Exc	Part	Acc	Exc	Part	
School	86.5	12.2	57.4	98.2	12.7	54.1	98.6	19.4	52.2	96.4	11.9	66.7	94.9	11.4	60.0	
Province	89.1	17.8	59.4	88.0	19.3	59.8	87.7	19.0	59.7	87.1	15.5	58.9	86.1	12.3	59.8	
Difference	-2.6	-5.6	-2.0	10.2	-6.6	-5.7	10.9	0.4	-7.5	9.3	-3.6	7.8	8.8	-0.9	0.2	
English 30-2	Acc	Exc	Part	Acc	Exc	Part	Acc	Exc	Part	Acc	Exc	Part	Acc	Exc	Part	
School	90.5	14.3	33.7	90.5	16.7	36.5	93.5	12.9	45.1	92.7	4.9	29.4	89.6	16.7	36.2	
Province	89.4	10.1	26.2	86.1	8.1	26.0	88.6	9.7	26.1	88.9	8.8	26.8	88.2	8.5	27.4	
Difference	1.1	4.2	7.5	4.4	8.6	10.5	4.9	3.2	19.0	3.8	-3.9	2.6	1.4	8.2	8.8	
Pure Math 30	Acc	Exc	Part	Acc	Exc	Part	Acc	Exc	Part	Acc	Exc	Part	Acc	Exc	Part	
School	87.3	10.9	43.6	89.4	6.4	45.9	88.9	15.9	43.4	100.0	26.2	44.1	100.0	28.6	41.9	
Province	80.6	25.7	45.6	82.8	26.6	46.3	81.1	24.7	46.2	81.3	25.8	45.8	82.1	26.3	45.8	
Difference	6.7	-14.8	-2.0	6.6	-20.2	-0.4	7.8	-8.8	-2.8	18.7	0.4	-1.7	17.9	2.3	-3.9	
Appl. Math 30	Acc	Exc	Part	Acc	Exc	Part	Acc	Exc	Part	Acc	Exc	Part	Acc	Exc	Part	
School	84.4	25.0	28.7	93.9	12.1	35.3	95.3	11.6	32.7	100.0	41.7	30.4	95.9	16.3	39.0	
Province	87.6	21.8	22.0	77.5	11.8	21.6	77.6	12.1	21.6	76.3	10.7	21.3	79.4	13.5	22.0	
Difference	-3.2	3.2	6.7	16.4	0.3	13.7	17.7	-0.5	11.1	23.7	31.0	9.1	16.5	2.8	17.0	
Physics 30	Acc	Exc	Part	Acc	Exc	Part	Acc	Exc	Part	Acc	Exc	Part	Acc	Exc	Part	
School	91.2	17.6	25.7	77.3	18.2	21.2	87.8	17.1	31.0	87.2	12.8	31.4	85.4	9.8	33.3	
Province	84.2	27.8	24.0	84.4	30.0	24.3	86.1	29.3	24.0	85.7	32.0	22.8	79.3	23.1	19.8	
Difference	7.0	-10.2	1.7	-7.1	-11.8	-3.1	1.7	-12.2	7.0	1.5	-19.2	8.6	6.1	-13.3	13.5	
Social 30	Acc	Exc	Part	Acc	Exc	Part	Acc	Exc	Part	Acc	Exc	Part	Acc	Exc	Part	
School	89.2	27.0	57.4	94.1	29.4	51.8	87.8	33.8	53.1	94.7	35.5	60.8	97.2	38.9	58.1	
Province	85.2	24.3	53.6	85.5	23.9	54.0	86.2	24.6	53.9	84.7	21.5	51.7	84.2	21.4	53.2	
Difference	4.0	2.7	3.8	8.6	5.5	-2.2	1.6	9.2	-0.8	10.0	14.0	9.1	13.0	17.5	4.9	
Social 33	Acc	Exc	Part	Acc	Exc	Part	Acc	Exc	Part	Acc	Exc	Part	Acc	Exc	Part	
School	83.7	11.6	34.7	92.3	21.2	44.7	88.3	21.7	42.5	91.3	19.6	33.3	93.9	34.7	38.1	
Province	85.0	17.6	32.4	83.5	18.9	31.9	84.9	19.6	32.2	19.6	18.9	32.2	85.6	20.2	34.1	
Difference	-1.3	-6.0	2.3	8.8	2.3	12.8	3.4	2.1	10.3	71.7	0.7	1.1	8.3	14.5	4.0	

Legend:

Acc = % of students achieving the acceptable standard.
 Exc = % of students achieving the standard of excellence.
 Part = % of grade 12 students who wrote the exam.
 n/a = No exam was written or fewer than 6 students wrote

School Acceptable 
 Province Acceptable 

2008-2009 Average Marks For This School

Course	School-Awarded		Diploma Exam		Final	
	School	Province	School	Province	School	Province
Biology 30	69.4	72.9	73.3	67.0	71.8	70.3
Chemistry 30	70.1	73.5	72.9	64.9	71.7	69.5
English 30-1	70.5	72.0	66.8	64.0	68.9	68.3
English 30-2	71.1	63.8	66.1	64.0	68.8	64.3
Pure Math 30	74.5	72.8	73.9	66.8	74.5	70.2
Appl. Math 30	69.9	65.6	69.3	62.3	69.8	64.3
Physics 30	71.7	74.9	62.6	65.0	67.5	70.3
Social 30	75.8	72.9	75.9	66.0	76.1	69.8
Social 33	69.1	65.4	72.0	66.2	70.8	66.2



All data obtained from Alberta Education's Multi-Year Report.

G. Achievement Test Results



Olds Jr/Sr School Achievement Test 5 Year Results

Grade 9

Subject	2004-2005			2005-2006			2006-2007			2007-2008			2008-2009			5 yr Accept. Trend
	Acc	Exc	Part	Acc	Exc	Part	Acc	Exc	Part	Acc	Exc	Part	Acc	Exc	Part	
Language Arts	Acc	Exc	Part	Acc	Exc	Part	Acc	Exc	Part	Acc	Exc	Part	Acc	Exc	Part	
School	80.6	16.1	100.0	85.8	9.7	96.3	91.2	11.8	97.1	89.3	10.7	98.4	88.1	15.6	97.2	
Province	77.9	14.0	87.4	77.4	13.6	87.7	77.5	14.8	87.9	76.5	14.8	87.7	78.7	14.7	89.7	
Difference	2.7	2.1	12.6	8.4	-3.9	8.6	13.7	-3.0	9.2	12.8	-4.1	10.7	9.4	0.9	7.5	
Math	Acc	Exc	Part	Acc	Exc	Part	Acc	Exc	Part	Acc	Exc	Part	Acc	Exc	Part	
School	68.5	14.5	87.9	75.2	15.8	87.2	65.3	14.9	97.0	75.6	16.8	88.2	79.8	18.0	96.6	
Province	68.0	19.7	87.6	67.4	17.4	87.3	65.2	17.8	87.4	64.5	17.8	87.4	65.9	18.0	89.2	
Difference	0.5	-5.2	0.3	7.8	-1.6	-0.1	0.1	-2.9	9.6	11.1	-1.0	0.8	13.9	0.0	7.4	
Science	Acc	Exc	Part	Acc	Exc	Part	Acc	Exc	Part	Acc	Exc	Part	Acc	Exc	Part	
School	64.5	15.3	87.9	71.1	7.4	96.3	70.6	14.7	98.0	74.6	9.8	95.9	82.0	20.7	97.3	
Province	67.5	12.8	88.2	67.4	13.3	88.1	68.8	14.6	88.2	68.4	12.9	88.4	71.6	15.8	90.0	
Difference	-3.0	2.5	-0.3	3.7	-5.9	8.2	1.8	0.1	9.8	6.2	-3.1	7.5	10.4	4.9	7.3	
Social Studies	Acc	Exc	Part	Acc	Exc	Part	Acc	Exc	Part	Acc	Exc	Part	Acc	Exc	Part	
School	71.8	17.7	87.9	75.9	18.0	94.0	77.0	19.0	100.0	72.0	15.2	90.9	n/a	n/a	n/a	
Province	71.3	18.3	87.8	72.5	18.9	88.5	70.6	19.0	87.8	71.0	19.2	88.3	n/a	n/a	n/a	
Difference	0.5	-0.6	0.1	3.4	-0.9	5.5	6.4	0.0	12.2	1.0	-4.0	2.6	n/a	n/a	n/a	

Legend:

Acc = % of students achieving the acceptable standard.
 Exc = % of students achieving the standard of excellence.
 Part = % of students in the school who wrote the exam.
 n/a = No exam was written or fewer than 6 students wrote

School Acceptable 
 Province Acceptable 

2008-2009 Average Test Scores For This School

Test	Grade 3		Grade 6		Grade 9	
	School	Province	School	Province	School	Province
Language Arts	n/a	n/a	n/a	n/a	67.1	66.9
Math	n/a	n/a	n/a	n/a	66.7	61.3
Science	n/a	n/a	n/a	n/a	68.5	64.4
Social	n/a	n/a	n/a	n/a	n/a	n/a



All data obtained from Alberta Education's Multi-Year Report.

H. Jurisdiction Results

For results from Chinook's Edge School Division No. 73, please check out the links below:

Link	URL
CESD No. 73 Class Size Report	www.chinookedge.ab.ca/prp/index.html
CESD No. 73 Achievement Test Results	www.chinookedge.ab.ca/prp/index.html
CESD No. 73 Diploma Exam Results	www.chinookedge.ab.ca/prp/index.html

I. Rutherford Scholarship Rates

- In 2008-2009 – 84 graduates qualified for a Rutherford scholarship. This constitutes 70% of the class that entered Grade 10 together in 2005-2006.

J. Judkin's Scholarship

- In 2004 the Woodrow Judkin's Scholarship fund was formed from a donation by a graduate of Olds High School in 1936. The scholarship is awarded to up to 46 graduates entering training or post secondary institutions within the first two years of graduation. In 2008-2009- 33 students applied for the scholarship and were awarded \$500.00.

K. Principal's Message

The 2008-2009 school year was a significant year of achievement at Olds High School. The most noticeable improvement was in students achieving the standard of excellence. In the 2008-2009 year the school results reflected this focus as students achieved higher than the provincial average in 8 of the 9 diploma exams in the standard of excellence. This has been a focus of Olds High School staff for the past several years. This combined with continued high performance on those successfully completing their diploma exams is a great success story.

The school continues to build a program and delivery methods that will serve the students when the complete transition to the Community Learning Campus is complete at Christmas 2009. Work on the development of an effective career pathway model suited to the unique rural partnership of CESD and Olds College continues to be a priority. In addition, the school has had tremendous success in its extra curricular programs – particularly the honor Olds High School had in hosting the 2009 national student leadership conference. Thus, the combination of high academic standards, comprehensive extra-curricular programs, and opportunities for leadership and citizenship development are truly evident at Olds Jr. Sr. High School in our 2008-2009 results.